

Documents and Evidence to be presented by shareholders or proxies participating
the Meeting through electronic media (E-AGM)

1. Individual person

1.1 For the Shareholders who wish to attend the meeting through electronic means in person:

- Form of Meeting Invitation (with barcode)
- Identification Card showing a shareholder picture and has not expired, such as a national ID card, government official card, State enterprise employee card, driving license, passport (in case of foreigner) or copy of the aforementioned document certified by shareholder.

1.2 If you wish to appoint a proxy holder to attend and vote at the meeting through electronic means on your behalf:

- Form of Meeting Invitation (with barcode)
- Completed and duly executed proxy (in the form attached with Invitation) with grantor's and proxy holder's signature.
- A copy of the document issued by the Government of grantors and has not expired, such as a national ID card, government official card, state enterprise employee card, driving license, passport (in case of foreigner) with the duly signed by.
- A copy of the document issued by the Government of proxies and has not expired, such as a national ID card, government official card, state enterprise employee card, driving license, passport (in case of foreigner) with the duly signed by.

2. Juristic person

2.1 In case a juristic person wishes to have its authorized director attended the meeting on behalf of it through electronic means:

- Form of Meeting Invitation (with barcode)
- A copy of certification of company registration of shareholders (issued no longer than 6 months by Department of Business Development, Ministry of Commerce), certified as a true copy by an authorized person, specifying that the participant is authorized to act on behalf of a corporate shareholder.
- A copy of the document issued by the Government of authorized person and has not expired, such as a national ID card, government official card, state enterprise employee card, driving license, passport (in case of foreigner) with the duly signed by.

2.2 In case a juristic person wishes to appoint a person to attend and vote through electronic means:

- Form of Meeting Invitation (with barcode)
- Completed and duly executed proxy (in the form attached with Invitation) signed by person authorized to signed on behalf of the company with company seal (if any), as specified in the company affidavit issued by the Ministry of Commerce and proxy holder's signature.
- A copy of certification of company registration of shareholders (issued no longer than 6 months by Department of Business Development, Ministry of Commerce), certified as a true copy by an authorized person, specifying that the participant is authorized to act on behalf of a corporate shareholder.
- A copy of the document issued by the Government of authorized person and has not expired, such as a national ID card, government official card, state enterprise employee card, driving license, passport (in case of foreigner) with the duly signed by.
- A copy of the document issued by the Government of proxies and has not expired, such as a national ID card, government official card, state enterprise employee card, driving license, passport (in case of foreigner) with the duly signed by.

3. Shareholders who are investing abroad and appointed the custodian (Custodian) in Thailand as the depositary shares and care:

- Same documents as the juristic person.
- Power of Attorney Form, shareholders authorized the custodian to sign the proxy.
- Confirmation statement, the custodian who signed in the proxy has permission operate custodian's business.

However, if the original documents are not provided in English, there required to be translated into English and certified as correct translation by authorized person on behalf of juristic person.

IR PLUS AGM

Electronic-Annual General Meeting (E-AGM)

1. Download and Install application “IR PLUS AGM”

- From App Store (Support since iOS 15) and Google Play Store (Support since Android 9)



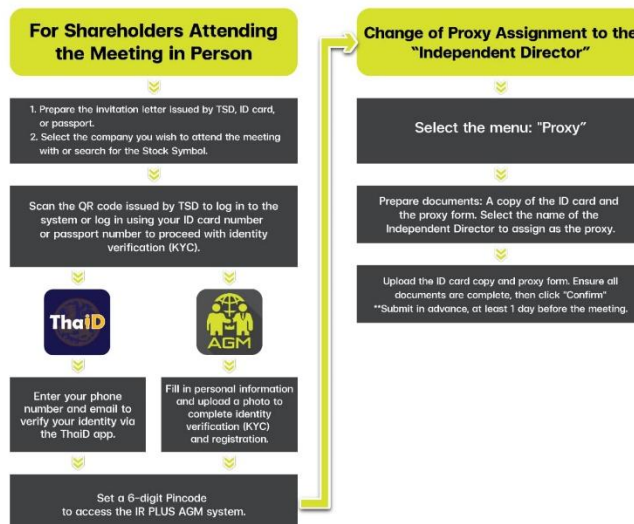
- Or attend the meeting via the Web App “webagm.irplus.in.th” on Google without an application or program installed.

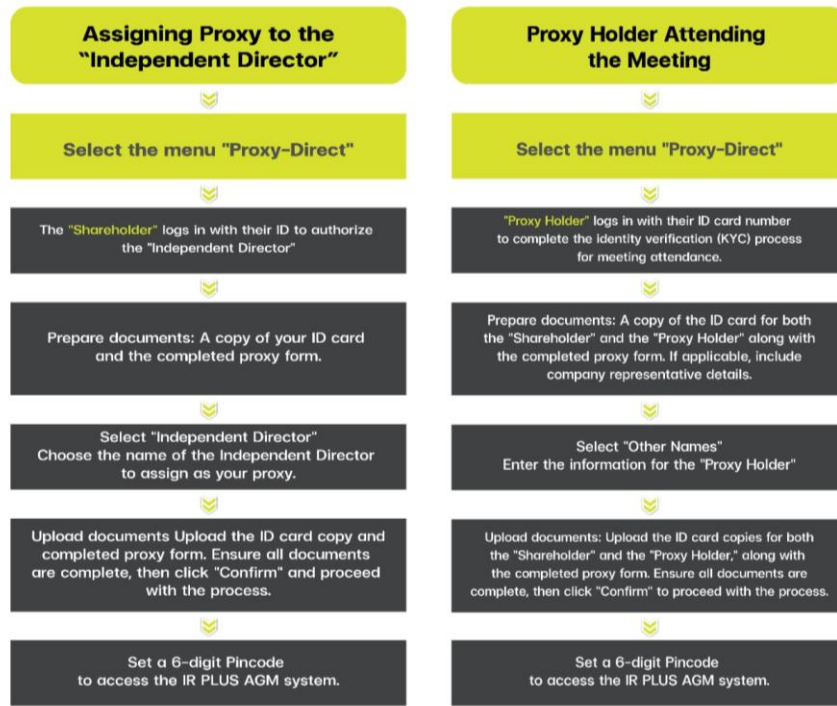
2. Identity verification process (KYC)

- Select the company you want to attend the meeting. And select the status of the user, then Login to access the system with the ID card number of the shareholders.
- Please insert personal data, upload your photo of the ID card, and then take a photograph of the shareholder holding the ID card for identity verification.
- Fill up the OTP received from the system via selected channels (text/e-mail)
- The system will notify the result of identity verification (KYC) as "Approve" or "Disapprove" In case of Disapprove, the shareholder must proceed with the KYC procedure again.
- Set up the Pin code for attend the meeting.



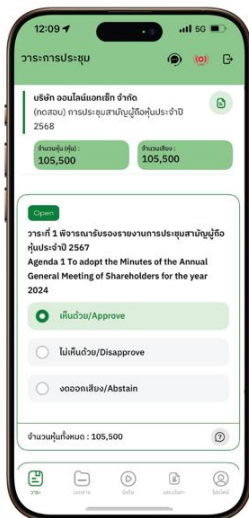
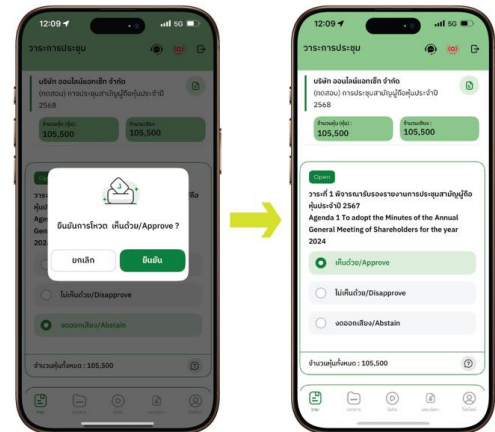
Steps for Shareholders / Proxy Holders to Verify Identity (KYC) through the IR PLUS AGM System





3. How to vote.


- The system will Default vote “Agree” on every agenda
- that can change the vote result “Disagree” or “Abstain”
- Then press the bottom confirms to confirm. The system Will change the voting result immediately. As shown in the picture.



4. Asking question, Text format and VDO Call format




In case, Asking questions via VDO Call

Click  that shown on your screen, then type the question.







Then wait for the staff will get back to you.



In case, Asking questions via Text

Click  that shown in every agenda to send questions to be asked in that agenda. You can ask a question in the system at any time until the agenda is closed.

5. Other Menu

-  : Document
-  : Media or VDO Presentation
-  : Proxy **Incase Provide proxy to independent directors only.
This must be completed 1 day prior the meeting date.*
-  : Profile
-  : Log out ***When you confirm to log out the meeting Your vote will eliminate from the vote base immediately.*
-  : Live stream



6. Manual “IR PLUS AGM”



If you encounter problems in the use please contact : IR PLUS AGM Call Center

Call: 02-023-8800 ext. 2 Office hours: 9:00 a.m. to 5:00 p.m. Monday to Friday



Add Line id : @irplusagm

Or scan QR Code to report a problem using the system to get help quickly.